


MANNESMANN TALLY

8024

132 COLUMN
HIGH SPEED PRINTER




for commodore systems

A Fast and Flexible Printer For Your Commodore Business System

High Speed Printing

Keep pace with the output capacity of your Commodore business system. The Model 8024 delivers throughput speeds up to 200 lines per minute. Information in your hands as fast as you want it!

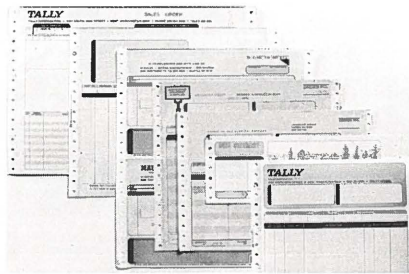


132 Columns

The 8024 gives you a full 132 column width for complete compatibility with software packages for business applications. And you get greater



format flexibility on the page! Use the business form that best suits your application. The 8024 can handle multi-part forms from 4 inches to 15 inches wide.



Plug Compatible

The high speed 8024 printer was designed specifically for operation with your Commodore business system. Just plug the printer into the Commodore terminal and it's ready to go. No fussing with special IEEE convertors or adaptor boxes. And, the 8024 also has the special firmware necessary for the downline loading of variable forms lengths and of specific formats for alpha or numeric fields.


Top Quality Performance

Designed for demanding data processing duty, the 8024 promises unmatched reliability and dependable performance as long as you own it. It's a printer you can drive as hard

as you want, yet it never requires preventive maintenance. Never needs periodic adjustments to maintain print alignment.

Superb Print Quality

Easy to read and pleasing to the eye, the 8024 produces its clean, crisp characters with unique half-space dot matrix technique. Print quality is always consistent copy to copy. Line registration and alignment never waver.



Lower Case Printing

For more versatile printing opportunities, the Model 8024-9 has a nine-needle print head to give you lower case characters with true descenders. For outputting text or correspondence, this style of print is easier to read.

**True Lower Case
descenders g j p q y**




Double Wide Characters

To highlight text or stress a point, the 8024 can print a character twice as wide as normal. Individual words or characters can be printed double wide on demand.

**DOUBLE
WIDE
PRINTING**


Easy to Operate

Control panel switches are clearly labeled and easily accessible to the operator. Status lights let you see at a glance the operating condition of the printer. Standard control features include forms thickness control, paper out alarm, advance one line, advance to top of form, ON-line/OFF-line and 6 or 8 lines per inch spacing.




Easy Ribbon Replacement

For easy, fast and smudge-free ribbon changing, the 8024 features a convenient, snap-in cartridge. Your fingers never touch the inked ribbon.



Adjustable Tractors

Load different sized forms easily and effortlessly. Both tractors are moveable in either direction. The unique dual tractor engages forms both above and below the print line for complete control and precise print registration.



Self-Test

To double-check printer performance,

the 8024 features a self-test routine. An ASCII character test pattern and line feed routines are printed to identify any problem area. Also, the self-test mode is useful for off-line forms set-up.

Whisper Quiet Operation

Silent enough to share any office, the 8024 has an acoustically designed enclosure that muffles printer noise down to a whisper quiet level. Much, much quieter than an office typewriter.

Stand and Stacker

If you're short of desk top space, a sturdy printer and paper stacker is available for your 8024. It gives you the freedom to place your printer in any handy location.



Specifications

8024 132 COLUMN HIGH SPEED PRINTER

Throughput—Up to 200 lines per minute achieved by 160 char/sec bi-directional, logic seeking, high speed slew printing.

Printhead tabbing—48 ips max.

Paper slew rate—8.0 ips

Single line advance—70 ms.

Full carriage return—350 ms.

Printhead—Extended life, operator replaceable.

Character font—Model 8024, 7x7 half space matrix.

Character font—Model 8024-9, 7x9 half space matrix.

Character set—96 character ASCII sequence, plus 8 special cursor/format characters.

Number of columns—132 positions.

Line spacing—6 or 8 lines per inch.

Character spacing—10 cpi or 5 cpi.

Forms handling—Adjustable pin feed tractors which engage both incoming and outgoing paper.

Maximum paper width—15.25"

Multi-part forms—Original + 5 copies.

Forms path—Rear loading.

Forms control—Forms length selector loaded by host.

Output Format Control—Host defines types of data printed.

Paper out—Sensor sounds audio alarm within 3" of bottom.

Ribbon system—Easy load cartridge with continuous loop.

Self test—Internal.

Noise level—Office quiet (58 db).

Input power—200 watts maximum.


Line voltage—105-140V; 60 Hz $\pm 2\%$

Safety standards—UL & CSA approved; VDE optional.

Operating environment—Temp: 10°C to 38°C. —Relative humidity: 10% to 90%.

Options

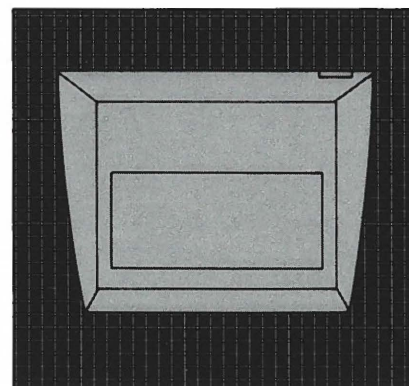
Printer Stand with Paper Output Tray
Table top stacker.



Dimensions—25.5" W x 19.5"D x 8.5"H.

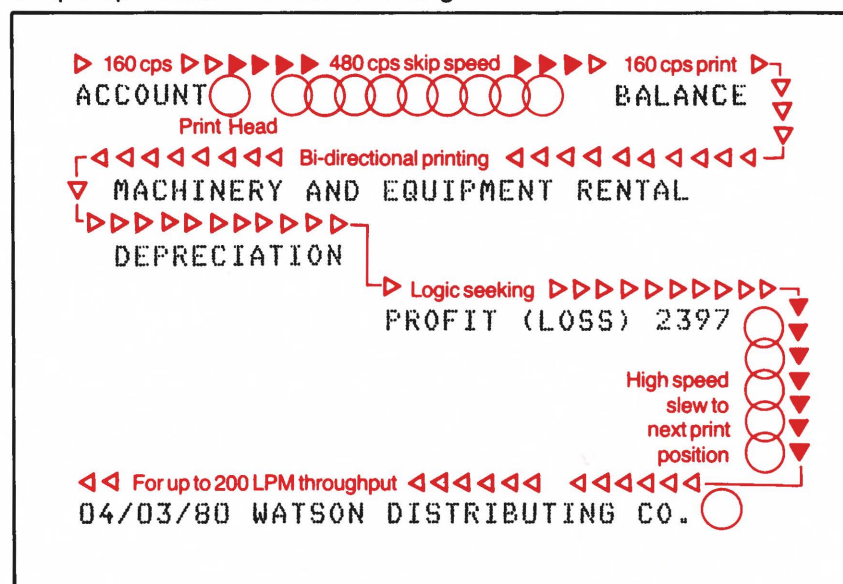
Weight—64 lb.

Colors—White & Black.

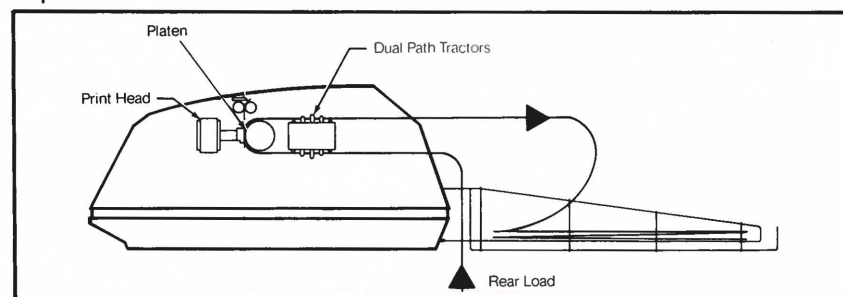


Unique Optimized Bi-Directional Printing

Scale: 1"



Paper Flow



Specifications subject to change without notice.

MANNESMANN TALLY

MANNESMANN TALLY CORPORATION

8301 South 180th Street
Kent, WA 98031 (206) 251-5500
Telex: 32-0200
Cable: Tally, Seattle, WA

Mannesmann Tally
Downsview, Ontario, Canada
(416) 661-9783

